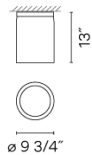


2294

Design By Diez Office

Ceiling LED lamp. The light is diffused in an almost invisible manner through the glass and only emerges through the striations etched on the surface, diffusing the light as if by magic.

Spec sheet



Finish	● 18 Graphite ADAPTA RF 9913 WX
LED color temperature	3000 K
Dimming	1-10V Optional DALI or Lutron ECO Min. Quantity, upcharge and extra lead time apply
Installation type	Surface
Materials	Canopy: Steel Body: Aluminum
Light source	1 x LED STRIP 24V 12W
LED	CRI>90 1325 lm 89.08 3000 K
Driver	CV - Constant Voltage 110-240 V 50/60 HZ
Remarks	The glass is made of borosilicate. It is typical for the glass to have small air bubbles, some inclusions and tiny scratches. These do not affect the quality or the resistance of the glass.
Application	Ceiling Fixtures
Packaging	1 Box 18.9 m x 14.96 m x 14.96 m Gross weight 13.44 Net weight 11.23 Vol. 2.4473

Lighting effect

General Lighting

Lamp for general lighting that equally distributes the light in all directions.



Photometric Data

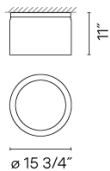
Efficiency	100%
Coordination System	CG
Total Flux	472.92 lm
Maximum Value	196.63 cd

2298

Design By Diez Office

Ceiling LED lamp. The light is diffused in an almost invisible manner through the glass and only emerges through the striations etched on the surface, diffusing the light as if by magic.

Spec sheet




Finish	18 Graphite ADAPTA RF 9913 WX
LED color temperature	3000 K
Dimming	1-10V Optional DALI or Lutron ECO Min. Quantity, upcharge and extra lead time apply
Installation type	Surface
Materials	Canopy: Steel Body: Aluminum
Light source	1 x LED STRIP 24V 18W
LED	CRI>90 1325 lm 73.61 3000 K
Driver	CV - Constant Voltage 90~305 V 50/60 HZ
Remarks	The glass is made of borosilicate. It is typical for the glass to have small air bubbles, some inclusions and tiny scratches. These do not affect the quality or the resistance of the glass.
Application	Ceiling Fixtures
Packaging	1 Box 21.26 m x 21.26 m x 16.54 m Gross weight 29.3 Net weight 24.89 Vol. 4.3226

Lighting effect

General Lighting

Lamp for general lighting that equally distributes the light in all directions.



Photometric Data

Efficiency	100%
Coordination System	CG
Total Flux	868.47 lm
Maximum Value	348.73 cd