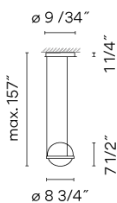


## 3720



Design By Antoni Arola

Vibia presents Palma designed by Antoni Arola. It includes hand-blown glass spheres paired with a suspended planter. An almost imperceptible suspension gives the appearance of orbs floating in space, adding to the majesty of your indoor arrangement. Available various compositions with or without a planter. Matte white or matte graphite lacquer finishes.

### Spec sheet



**Optional: Extra cable length**  
Min. Quantity, upcharge and extra lead time apply

<b>Finish</b>	 93 White RAL 9016
	 18 Graphite ADAPTA RF 9913 WX
<b>LED color temperature</b>	2700 K
<b>Dimming</b>	0-10V <b>Optional</b> DALI or Lutron ECO Min. Quantity, upcharge and extra lead time apply
<b>Installation type</b>	Surface

<b>Materials</b>	Profile: Aluminum Diffuser: Blown-glass Ring: Aluminum Wall plate: Steel
<b>Light source</b>	2 x LED 4.6W 500mA
<b>LED</b>	CRI>90 868 lm 94.34 2700 K
<b>Driver</b>	CC - Constant Current 500 120-277 V 50/60 HZ
<b>Remarks</b>	Cable can be adjusted in the field. 157 max. Plants not included

- Dimmable
- LED
- IP20
- Multi-volt
-  Dry Location
- 50-60Hz
-  0-10V

<b>Application</b>	Pendants
<b>Packaging</b>	1 Box 12.99 m x 12.2 m x 17.72 m Gross weight 8.79 Net weight 6.23 Vol. 1.6245

**Lighting effect**  
**General Lighting**  
Lamp for general lighting that equally distributes the light in all directions.



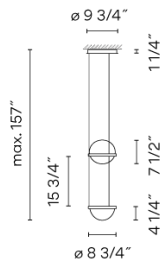
**Photometric Data**  
**Coordination System** CG  
**Maximum Value** 73.69 cd/klm

## 3724

Design By Antoni Arola

Vibia presents Palma designed by Antoni Arola. It includes hand-blown glass spheres paired with a suspended planter. An almost imperceptible suspension gives the appearance of orbs floating in space, adding to the majesty of your indoor arrangement. Available various compositions with or without a planter. Matte white or matte graphite lacquer finishes.

### Spec sheet



**Optional: Extra cable length**  
Min. Quantity, upcharge and extra lead time apply

<b>Finish</b>	<ul style="list-style-type: none"> <li><span style="display: inline-block; width: 10px; height: 10px; background-color: black; border-radius: 50%; margin-right: 5px;"></span> 18 Graphite ADAPTA RF 9913 WX</li> <li><span style="display: inline-block; width: 10px; height: 10px; background-color: white; border-radius: 50%; margin-right: 5px; border: 1px solid black;"></span> 93 White RAL 9016</li> </ul>
<b>LED color temperature</b>	2700 K
<b>Dimming</b>	0-10V <b>Optional</b> DALI or Lutron ECO Min. Quantity, upcharge and extra lead time apply
<b>Installation type</b>	Surface
<b>Materials</b>	Profile: Aluminum Flowerpot: PMMA (thermoplastic polymer) Ring: Aluminum Wall plate: Steel
<b>Light source</b>	2 x LED 4.6W 500mA
<b>LED</b>	CRI>90 868 lm 94.34 2700 K
<b>Driver</b>	CC - Constant Current 500 120-277 V 50/60 HZ
<b>Remarks</b>	Cable can be adjusted in the field. 157 max. Plants not included
	<div style="display: flex; gap: 5px; justify-content: center;"> <span style="border: 1px solid black; padding: 2px;">Dimmable</span> <span style="border: 1px solid black; padding: 2px;">LED</span> <span style="border: 1px solid black; padding: 2px;">IP20</span> <span style="border: 1px solid black; padding: 2px;">Multi-volt</span> </div> <div style="display: flex; gap: 5px; justify-content: center; margin-top: 5px;"> <span style="border: 1px solid black; padding: 2px;">UL</span> <span style="border: 1px solid black; padding: 2px;">Dry Location</span> <span style="border: 1px solid black; padding: 2px;">50-60Hz</span> <span style="border: 1px solid black; padding: 2px;">0-10V</span> </div>
<b>Application</b>	Pendants
<b>Packaging</b>	1 Box 15.35 m x 12.2 m x 24.8 m Gross weight 11.48 Net weight 7.38 Vol. 2.6875

#### Lighting effect

##### General Lighting

Lamp for general lighting that equally distributes the light in all directions.



#### Photometric Data

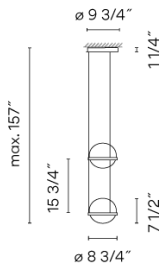
**Coordination System** CG  
**Maximum Value** 73.69 cd/klm

## 3726

Design By Antoni Arola

Vibia presents Palma designed by Antoni Arola. It includes hand-blown glass spheres paired with a suspended planter. An almost imperceptible suspension gives the appearance of orbs floating in space, adding to the majesty of your indoor arrangement. Available various compositions with or without a planter. Matte white or matte graphite lacquer finishes.

### Spec sheet



**Optional: Extra cable length**  
Min. Quantity, upcharge and extra lead time apply

<b>Finish</b>	<ul style="list-style-type: none"> <li><span style="display: inline-block; width: 10px; height: 10px; background-color: black; border-radius: 50%; margin-right: 5px;"></span> 18 Graphite ADAPTA RF 9913 WX</li> <li><span style="display: inline-block; width: 10px; height: 10px; background-color: white; border-radius: 50%; margin-right: 5px; border: 1px solid black;"></span> 93 White RAL 9016</li> </ul>
<b>LED color temperature</b>	2700 K
<b>Dimming</b>	0-10V <b>Optional</b> DALI or Lutron ECO Min. Quantity, upcharge and extra lead time apply
<b>Installation type</b>	Surface

<b>Materials</b>	Profile: Aluminum Diffuser: Blown-glass Ring: Aluminum Wall plate: Steel
<b>Light source</b>	4 x LED 4.6W 500mA
<b>LED</b>	CRI>90 1736 lm 94.34 2700 K
<b>Driver</b>	CC - Constant Current 500 120-277 V 50/60 HZ
<b>Remarks</b>	Cable can be adjusted in the field. 157 max. Plants not included

- Dimmable
- LED
- IP20
- Multi-volt
- Dry Location
- 50-60Hz
- 

**Lighting effect**  
**General Lighting**  
Lamp for general lighting that equally distributes the light in all directions.



**Photometric Data**  
**Coordination System** CG  
**Maximum Value** 147.39 cd/klm

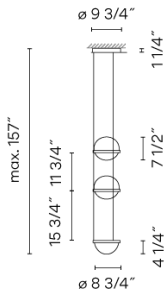
<b>Application</b>	Pendants
<b>Packaging</b>	1 Box 31.34 m x 11.5 m x 12.28 m Gross weight 14.03 Net weight 9.78 Vol. 2.5603

## 3728

Design By Antoni Arola

Vibia presents Palma designed by Antoni Arola. It includes hand-blown glass spheres paired with a suspended planter. An almost imperceptible suspension gives the appearance of orbs floating in space, adding to the majesty of your indoor arrangement. Available various compositions with or without a planter. Matte white or matte graphite lacquer finishes.

### Spec sheet



**Optional: Extra cable length**  
Min. Quantity, upcharge and extra lead time apply

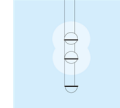
<b>Finish</b>	<ul style="list-style-type: none"> <li><span style="display: inline-block; width: 10px; height: 10px; background-color: white; border-radius: 50%; margin-right: 5px;"></span> 93 White RAL 9016</li> <li><span style="display: inline-block; width: 10px; height: 10px; background-color: black; border-radius: 50%; margin-right: 5px;"></span> 18 Graphite ADAPTA RF 9913 WX</li> </ul>
<b>LED color temperature</b>	2700 K
<b>Dimming</b>	0-10V <b>Optional</b> DALI or Lutron ECO Min. Quantity, upcharge and extra lead time apply
<b>Installation type</b>	Surface
<b>Materials</b>	Profile: Aluminum Flowerpot: PMMA (thermoplastic polymer) Ring: Aluminum Wall plate: Steel
<b>Light source</b>	4 x LED 4.6W 500mA
<b>LED</b>	CRI>90 1736 lm 94.34 2700 K
<b>Driver</b>	CC - Constant Current 500 120-277 V 50/60 HZ
<b>Remarks</b>	Cable can be adjusted in the field. 157 max. Plants not included

Dimmable  
  LED  
  IP20  
  Multi-volt  
 Dry Location  
  50-60Hz  
  0-10V

#### Lighting effect

##### General Lighting

Lamp for general lighting that equally distributes the light in all directions.



#### Photometric Data

**Coordination System** CG  
**Maximum Value** 147.39 cd/klm

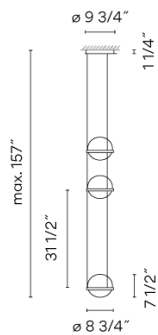
<b>Application</b>	Pendants
<b>Packaging</b>	1 Box 37.01 m x 12.2 m x 15.35 m Gross weight 15.35 Net weight 10.51 Vol. 4.0118

## 3730

Design By Antoni Arola

Vibia presents Palma designed by Antoni Arola. It includes hand-blown glass spheres paired with a suspended planter. An almost imperceptible suspension gives the appearance of orbs floating in space, adding to the majesty of your indoor arrangement. Available various compositions with or without a planter. Matte white or matte graphite lacquer finishes.

### Spec sheet



**Optional: Extra cable length**  
Min. Quantity, upcharge and extra lead time apply

<b>Finish</b>	<ul style="list-style-type: none"> <li><span style="display: inline-block; width: 10px; height: 10px; background-color: black; border-radius: 50%; margin-right: 5px;"></span> 18 Graphite ADAPTA RF 9913 WX</li> <li><span style="display: inline-block; width: 10px; height: 10px; background-color: white; border-radius: 50%; margin-right: 5px; border: 1px solid black;"></span> 93 White RAL 9016</li> </ul>
<b>LED color temperature</b>	2700 K
<b>Dimming</b>	0-10V <b>Optional</b> DALI or Lutron ECO Min. Quantity, upcharge and extra lead time apply
<b>Installation type</b>	Surface

<b>Materials</b>	Profile: Aluminum Diffuser: Blown-glass Ring: Aluminum Wall plate: Steel
<b>Light source</b>	6 x LED 4.6W 500mA
<b>LED</b>	CRI>90 2604 lm 94.34 2700 K
<b>Driver</b>	CC - Constant Current 500 120-277 V 50/60 HZ
<b>Remarks</b>	Cable can be adjusted in the field. 157 max. Plants not included

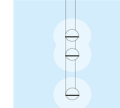
Dimmable  
  LED  
  IP20  
  Multi-volt  
 Dry Location  
  50-60Hz  
  0-10V

<b>Application</b>	Pendants
<b>Packaging</b>	1 Box 24.8 m x 22.83 m x 12.99 m Gross weight 20.07 Net weight 13.33 Vol. 4.2555

#### Lighting effect

##### General Lighting

Lamp for general lighting that equally distributes the light in all directions.



#### Photometric Data

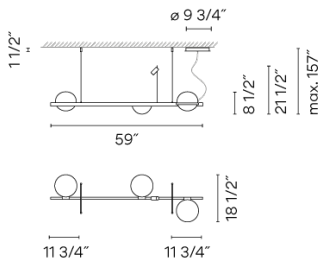
<b>Coordination System</b>	CG
<b>Maximum Value</b>	221.08 cd/klm

## 3734

Design By Antoni Arola

Nature takes control of space. With the pendant lamps, the interior ambiance takes on a life of its own with the possibility of integrating plants with the lighting compositions.

### Spec sheet



**Optional: Extra cable length**  
Min. Quantity, upcharge and extra lead time apply

<b>Finish</b>	<ul style="list-style-type: none"> <li><span style="display: inline-block; width: 10px; height: 10px; background-color: black; border-radius: 50%; margin-right: 5px;"></span> 18 Graphite ADAPTA RF 9913 WX</li> <li><span style="display: inline-block; width: 10px; height: 10px; background-color: white; border-radius: 50%; margin-right: 5px; border: 1px solid black;"></span> 93 White RAL 9016</li> </ul>
<b>LED color temperature</b>	2700 K
<b>Dimming</b>	0-10V <b>Optional</b> DALI or Lutron ECO Min. Quantity, upcharge and extra lead time apply
<b>Installation type</b>	Surface
<b>Materials</b>	Profile: Aluminum Canopy: Steel Flowerpot: PMMA (thermoplastic polymer)
<b>Light source</b>	4 x LED 4.6W 500mA 1 x LED 2W 500mA
<b>LED</b>	CRI>90 1828 lm 94.34 2700 K
<b>Driver</b>	CC - Constant Current 500 120-277 V 50/60 HZ
<b>Remarks</b>	Plants not included
	<div style="display: flex; gap: 5px; justify-content: center;"> <span style="border: 1px solid black; padding: 2px;">Dimmable</span> <span style="border: 1px solid black; padding: 2px;">LED</span> <span style="border: 1px solid black; padding: 2px;">IP20</span> <span style="border: 1px solid black; padding: 2px;">Multi-volt</span> </div> <div style="display: flex; gap: 5px; justify-content: center; margin-top: 5px;"> <span style="border: 1px solid black; padding: 2px;">  Dry Location         </span> <span style="border: 1px solid black; padding: 2px;">50-60Hz</span> <span style="border: 1px solid black; padding: 2px;">  0-10V         </span> </div>
<b>Application</b>	Pendants
<b>Packaging</b>	1 Box 68.9 m x 12.99 m x 12.2 m Gross weight 20.84 Net weight 13.11 Vol. 6.3214

#### Lighting effect

##### General Lighting

Lamp for general lighting that equally distributes the light in all directions.



#### Photometric Data

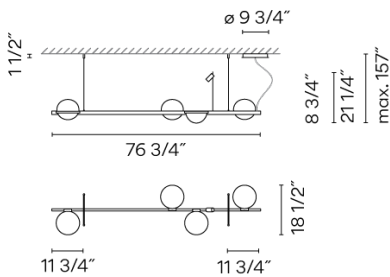

<b>Efficiency</b>	1
<b>Coordination System</b>	CG
<b>Total Flux</b>	1301.84 lm
<b>Maximum Value</b>	66.04 cd/klm

## 3736

Design By Antoni Arola

Nature takes control of space. With the pendant lamps, the interior ambiance takes on a life of its own with the possibility of integrating plants with the lighting compositions.

### Spec sheet



**Optional: Extra cable length**  
Min. Quantity, upcharge and extra lead time apply

<b>Finish</b>	<ul style="list-style-type: none"> <li><span style="display: inline-block; width: 10px; height: 10px; background-color: black; border-radius: 50%; margin-right: 5px;"></span> 18 Graphite ADAPTA RF 9913 WX</li> <li><span style="display: inline-block; width: 10px; height: 10px; background-color: white; border-radius: 50%; margin-right: 5px; border: 1px solid black;"></span> 93 White RAL 9016</li> </ul>
<b>LED color temperature</b>	2700 K
<b>Dimming</b>	0-10V <b>Optional</b> DALI or Lutron ECO Min. Quantity, upcharge and extra lead time apply
<b>Installation type</b>	Surface

**Materials**  
Profile: Aluminum  
Canopy: Steel  
Flowerpot: PMMA (thermoplastic polymer)

**Light source**  
6 x LED 4.6W 500mA  
1 x LED 2W 500mA

**LED**  
CRI>90 2742 lm 94.34  
2700 K

**Driver**  
CC - Constant Current 500  
120-277 V 50/60 HZ

**Remarks**  
Plants not included

Dimmable    LED    IP20    Multi-volt  
 Dry Location    50-60Hz    0-10V

#### Lighting effect

##### General Lighting

Lamp for general lighting that equally distributes the light in all directions.



##### Photometric Data

<b>Efficiency</b>	1
<b>Coordination System</b>	CG
<b>Total Flux</b>	1912.81 lm
<b>Maximum Value</b>	65.09 cd/klm

**Application**  
Pendants

**Packaging**  
1 Box  
85.43 m x 12.99 m x 12.2 m  
Gross weight 27.07  
Net weight 17.97  
Vol. 7.8364