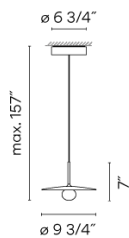



5770

Design By Lieveore Altherr

Tempo pendant lamps are a design by Lieveore Altherr. Suspended from the cable, the blown glass diffuser offers subtle nuances of transparency and translucency. All models of the Tempo collection incorporate LED lighting.

Spec sheet



Optional: Extra cable length
Min. Quantity, upcharge and extra lead time apply

Finish	<ul style="list-style-type: none"> 18 Graphite ADAPTA RF 9913 WX 62 Green NCS S 3010-G20Y 37 Terra Red NCS S 4040-Y70R
LED color temperature	2700 K
Dimming	0-10V Optional DALI or TRIAC Min. Quantity, upcharge and extra lead time apply
Installation type	Surface

Materials	LED support: Aluminum Diffuser: Blown-glass Canopy: Steel
Light source	1 x LED 4W 350mA
LED	CRI>90 440.81 lm 110 2700 K
Driver	CC - Constant Current 350 120-277 V 50/60 HZ

Dimmable
LED
IP20
Multi-volt

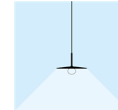
UL
Dry Location
50-60Hz
0-10V

Application	Pendants
Packaging	1 Box 12.6 m x 11.42 m x 6.65 m Gross weight 5.51 Net weight 4.41 Vol. 0.5509

Lighting effect

General Lighting

Lamp for general lighting that equally distributes the light in all directions.



Photometric Data

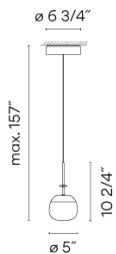
Efficiency	100%
Coordination System	CG
Total Flux	301.62 lm
Maximum Value	235.37 cd

5772

Design By Lievore Altherr

Tempo pendant lamps are a design by Lievore Altherr. Suspended from the cable, the blown glass diffuser offers subtle nuances of transparency and translucency. All models of the Tempo collection incorporate LED lighting.

Spec sheet



Optional: Extra cable length
Min. Quantity, upcharge and extra lead time apply

Finish	<ul style="list-style-type: none"> 62 Green NCS S 3010-G20Y 37 Terra Red NCS S 4040-Y70R 18 Graphite ADAPTA RF 9913 WX
LED color temperature	2700 K
Dimming	0-10V Optional DALI or TRIAC Min. Quantity, upcharge and extra lead time apply
Installation type	Surface

Materials	LED support: Aluminum Diffuser: Blown-glass Canopy: Steel
Light source	1 x LED 4W 350mA
LED	CRI>90 440.81 lm 110 2700 K
Driver	CC - Constant Current 350 120-277 V 50/60 HZ

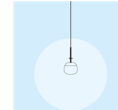
Dimmable
LED
IP20
Multi-volt
 Dry Location
50-60Hz
 0-10V

Application	Pendants
Packaging	1 Box 10.51 m x 10.94 m x 7.95 m Gross weight 3.96 Net weight 2.64 Vol. 0.5262

Lighting effect

General Lighting

Lamp for general lighting that equally distributes the light in all directions.



Photometric Data

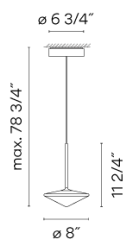
Efficiency	100%
Coordination System	CG
Total Flux	292.12 lm
Maximum Value	263.81 cd

5774

Design By Lieveore Altherr

Tempo pendant lamps are a design by Lieveore Altherr. Suspended from the cable, the blown glass diffuser offers subtle nuances of transparency and translucency. All models of the Tempo collection incorporate LED lighting.

Spec sheet



Optional: Extra cable length
Min. Quantity, upcharge and extra lead time apply

Finish	<ul style="list-style-type: none"> 62 Green NCS S 3010-G20Y 18 Graphite ADAPTA RF 9913 WX 37 Terra Red NCS S 4040-Y70R
LED color temperature	2700 K
Dimming	0-10V Optional DALI or TRIAC Min. Quantity, upcharge and extra lead time apply
Installation type	Surface

Materials	LED support: Aluminum Diffuser: Blown-glass Canopy: Steel
Light source	1 x LED 4W 350mA
LED	CRI>90 440.81 lm 110 2700 K
Driver	CC - Constant Current 350 120-277 V 50/60 HZ

Dimmable
LED
IP20
Multi-volt
 Dry Location
50-60Hz
 0-10V

Application	Pendants
Packaging	1 Box 10.51 m x 10.94 m x 7.95 m Gross weight 4.41 Net weight 3.08 Vol. 0.5262

Lighting effect

General Lighting

Lamp for general lighting that equally distributes the light in all directions.



Photometric Data

Efficiency	100%
Coordination System	CG
Total Flux	302.04 lm
Maximum Value	203.44 cd

Tempo

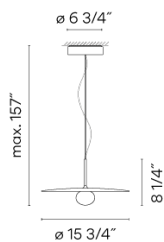

VIBIA

5776

Design By Lievore Altherr

Tempo pendant lamps are a design by Lievore Altherr. Suspended from the cable, the blown glass diffuser offers subtle nuances of transparency and translucency. All models of the Tempo collection incorporate LED lighting.

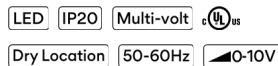
Spec sheet



Optional: Extra cable length
Min. Quantity, upcharge and extra lead time apply

Finish	<ul style="list-style-type: none">62 Green NCS S 3010-G20Y18 Graphite ADAPTA RF 9913 WX37 Terra Red NCS S 4040-Y70R
LED color temperature	2700 K
Dimming	0-10V Optional DALI or TRIAC Min. Quantity, upcharge and extra lead time apply
Installation type	Surface

Materials	LED support: Aluminum Diffuser: Blown-glass Canopy: Steel
Light source	1 x LED 4W 350mA
LED	CR>90 440.81 lm 110 2700 K
Driver	CC - Constant Current 350 120-277 V 50/60 HZ

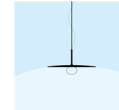


Application	Pendants
Packaging	1 Box 20.08 m x 20.08 m x 6.5 m Gross weight 12.11 Net weight 8.81 Vol. 1.515

Lighting effect

General Lighting

Lamp for general lighting that equally distributes the light in all directions.



Photometric Data

Efficiency	100%
Coordination System	CG
Total Flux	317.77 lm
Maximum Value	315.71 cd

VIBIA, INC.

USA & CANADA
272 Fernwood Ave. Edison, NJ 08837. USA
Phone 732 417 1700 sales@vibia.com www.vibia.com/us/usa

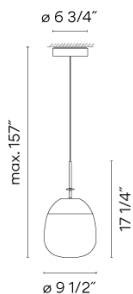
HEADQUARTERS
Progrés 4-6. 08850 Gavà
(Barcelona - Spain)

5778

Design By Lieve Altherr

Tempo pendant lamps are a design by Lieve Altherr. Suspended from the cable, the blown glass diffuser offers subtle nuances of transparency and translucency. All models of the Tempo collection incorporate LED lighting.

Spec sheet



Optional: Extra cable length
Min. Quantity, upcharge and extra lead time apply

Finish	<ul style="list-style-type: none"> 18 Graphite ADAPTA RF 9913 WX 37 Terra Red NCS S 4040-Y70R 62 Green NCS S 3010-G20Y
LED color temperature	2700 K
Dimming	0-10V Optional DALI or TRIAC Min. Quantity, upcharge and extra lead time apply
Installation type	Surface

Materials	LED support: Aluminum Diffuser: Blown-glass Canopy: Steel
Light source	1 x LED 4W 350mA
LED	CRI>90 440.81 lm 110 2700 K
Driver	CC - Constant Current 350 120-277 V 50/60 HZ

Dimmable
LED
IP20
Multi-volt

UL
Dry Location
50-60Hz
0-10V

Application	Pendants
Packaging	1 Box 12.91 m x 12.91 m x 16.61 m Gross weight 8.81 Net weight 5.51 Vol. 1.6033

Lighting effect

General Lighting

Lamp for general lighting that equally distributes the light in all directions.



Photometric Data

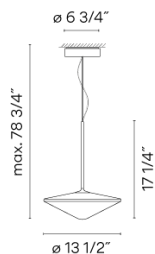

Efficiency	100%
Coordination System	CG
Total Flux	261.43 lm
Maximum Value	190.70 cd

5780

Design By Lieveore Altherr

Tempo pendant lamps are a design by Lieveore Altherr. Suspended from the cable, the blown glass diffuser offers subtle nuances of transparency and translucency. All models of the Tempo collection incorporate LED lighting.

Spec sheet



Optional: Extra cable length
Min. Quantity, upcharge and extra lead time apply

Finish	<ul style="list-style-type: none"> 18 Graphite ADAPTA RF 9913 WX 62 Green NCS S 3010-G20Y 37 Terra Red NCS S 4040-Y70R
LED color temperature	2700 K
Dimming	0-10V Optional DALI or TRIAC Min. Quantity, upcharge and extra lead time apply
Installation type	Surface

Materials	LED support: Aluminum Diffuser: Blown-glass Canopy: Steel
Light source	1 x LED 4W 350mA
LED	CRI>90 440.81 lm 110 2700 K
Driver	CC - Constant Current 350 120-277 V 50/60 HZ

Dimmable
LED
IP20
Multi-volt

UL
Dry Location
50-60Hz
0-10V

Application	Pendants
Packaging	1 Box 16.14 m x 16.14 m x 7.87 m Gross weight 8.81 Net weight 5.51 Vol. 1.1866

Lighting effect

General Lighting

Lamp for general lighting that equally distributes the light in all directions.



Photometric Data

Efficiency	100%
Coordination System	CG
Total Flux	280.99 lm
Maximum Value	189.88 cd