


TECHNICAL SPECIFICATION

Shanty

Doshi Levien
2014



COMPONENTS, MATERIALS & FINISHES:

Containers are manufactured of MDF fiberboard in a matte lacquered finish, available in two colours white or black. The containers are attached together using a mechanical fixing system.

Doors are made of MDF fiberboard with mechanised wave-form fronts, and matte lacquered finish. Come in patchwork finishes (summer or winter)

The glass top in 8mm thick and transparent. The colour will always remain on the bottom side of the glass to avoid any damage. Is painted according to the colours of containers (white or black).

Octagonal legs made of extruded anodised aluminium ar painted in matte gold or gloss lacquered in white or black. At the bottom of each leg there is a plastic screw system which works as a regulator.

The structure is made of tubular iron with welded strips to assemble the leg. Is lacquered in a matte finish in a colour that matches the container, white or black.

Opening systems a combination of hinges, folding door system and drawers.

Drawers installed guides with full extraction braking system. The maximum load (weight) is 35Kg.

DIMENSIONS & WEIGHT:

- Model A 2060 x 979 x 526 mm - 138Kg
81"x 38.5"x 21" - 304lbs
- Model B 2083 x 979 x 526 mm - 154Kg
82"x 38.5"x 21" - 339lbs
- Model C 1298 x 979 x 526 mm - 78Kg
51"x 38.5"x 21" - 172lbs

PACKAGING:

All models are dismantled for shipment. Modules comes in separate boxes. The glass is provided in a reinforced wooden box.

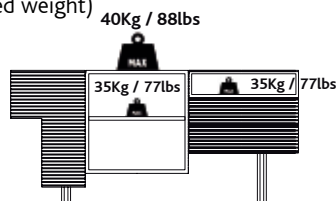
CLEANING & MAINTENANCE

The furniture should be cleaned with a damp cloth and neutral soap. Use of organic wipes is recommended. Do not clean with any alcohol or solvents, or apply any other cleaning product containing these derivatives.


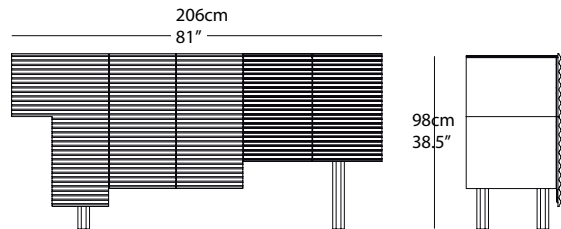
LOADS OF WEIGHT

The maximum weight we can load on the top of the cabinet:
(40kg / 88lbs distributed weight)

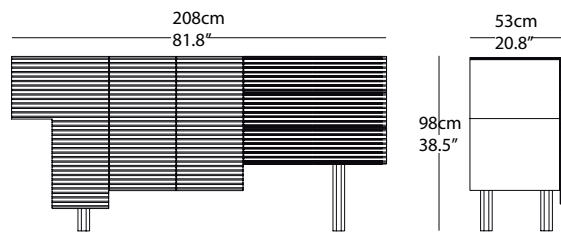
The maximum weight we can load on each self and drawer:
(35Kg / 77lbs distributed weight)



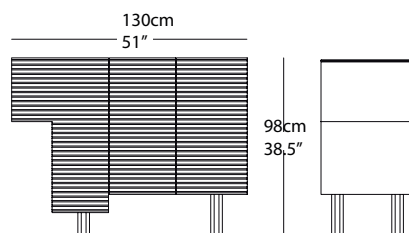
Model A



Model B



Model C



MEASUREMENTS IN CM and INCHES



Bd Barcelona design

Ramon Turró, 126 / 08005 Barcelona
Tel +34 93 458 69 09 / Fax +34 93 207 36 97
bd@bdbarcelona.com / www.bdbarcelona.com

Technical department

Carretera Capellades / km 22,750
Narcís Monturiol, 7 / Pol. Ind Sesrovires
Sant Esteve de Sesrovires / 08635 Barcelona
Tel +34 93 771 30 51