

Designer
Pianca Studio

Island



Il modulo Island appare al centro della stanza come un'oasi da sogno: un'isola per cabine armadio che riprende gli arredamenti delle boutique più esclusive, direttamente nel mare di casa vostra. Approdo utile e versatile per ogni tipo di guardaroba, grazie alla possibilità di essere attrezzato con cassetti, ripiani e porta scarpe, offre inoltre spazio per gioielli e preziosi, o per semplici ricordi dal valore affettivo inestimabile, da cullare con cura su di una fodera in pelle sintetica, dentro un'elegante teca di vetro, per accogliere e custodire comodamente i vostri tesori più cari.

^{EN} The Island module appears like a dreamy oasis in the middle of the room: an island for walk-in closets evoking the most exclusive boutique furnishings, directly in your home sea. Thanks to the possibility of being equipped with drawers, shelves and shoe-racks, it's an useful and versatile shelter for any kind of wardrobe; moreover, it offers space for jewels and valuables, or for emotional and simple but priceless memories, to lull with care above a synthetic leather lining, inside an elegant display cabinet that comfortably contains and safeguards your most precious treasure.

Modularità, EN Modularity

L 144 - 184 - 224 cm
H 85 cm
P 58 - 107 cm

W 56.69" - 72.44" - 88.19"
H 33.46"
D 22.83" - 42.13"

Finiture, EN Finishes

Materico: Bianco,
Borgogna, Canaletto,
Rovere Laguna, Perlage
Conchiglia, PerlageTerra

Laccato Opaco,
EN Matt Lacquered

Frontali cassetti, EN Drawer frontals

Materico: Bianco,
Borgogna, Canaletto,
Rovere Laguna, Perlage
Conchiglia, PerlageTerra

Laccato Opaco,
EN Matt Lacquered

Pelle Sintetica
EN Synthetic Leather:
Bacca, Cactus Creta,
Elephant, Talpa



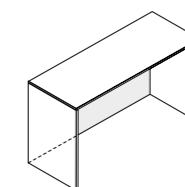
PIANCA

Sistemi Notte EN Night Systems

Attrezzabilità EN Accessories

Il modulo può essere completato con la teca superiore in vetro, con vassoi rivestiti nelle diverse conformazioni, con telai estraibili completi di accessori (vassoio in metallo, piano in legno materico o vetro fumè trasparente) e serratura elettronica,

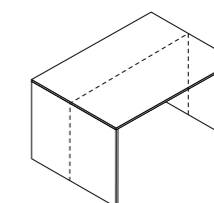
EN The module can be supplied with a glass top display case, with lined trays available in various configurations, with pull-out trays completed with accessories for the drawer's interior (metal tray, wood or transparent Fumé glass shelf) and the electronic lock



Struttura con schienale EN Structure with back

L 144 - 184 - 224 cm
H 85 cm
P 58 cm

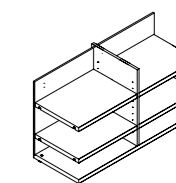
W 56.69" - 72.44" - 88.19"
H 33.46"
D 22.83"



Struttura doppia EN Double structure

L 144 - 184 - 224 cm
H 85 cm
P 107 cm

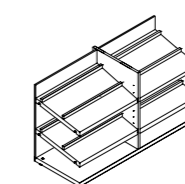
W 56.69" - 72.44" - 88.19"
H 33.46"
D 42.13"



Vano con ripiani EN Shelves

L 140 - 180 - 220 cm
H 83 cm
P 53 cm

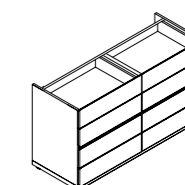
W 55.12" - 72.44" - 88.19"
H 33.46"
D 20.87"



Vano con portascarpe EN Shoe shelves

L 140 - 180 - 220 cm
H 83 cm
P 53 cm

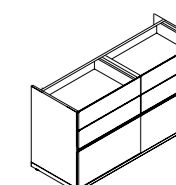
W 55.12" - 72.44" - 88.19"
H 33.46"
D 20.87"



Vano con cassetti EN Drawers

L 140 - 180 - 220 cm
H 83 cm
P 53 cm

W 55.12" - 72.44" - 88.19"
H 33.46"
D 20.87"



Vano con cassetto e cestone, EN Drawers + tall drawer

L 140 - 180 - 220 cm
H 83 cm
P 53 cm

W 55.12" - 72.44" - 88.19"
H 33.46"
D 20.87"

Island accessori

EN Island accessories

Finiture

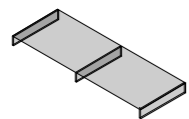
EN Finishes

Teca, EN Display case

Vetro trasparente,
EN Transparent glass

Vassoio, EN Trays

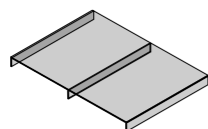
Pelle Sintetica,
EN Synthetic Leather
Creta, Elephant



Teca singola
EN Half glass display case

L 144 - 184 - 224 cm
H 10 cm
P 58 cm

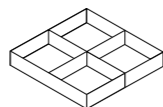
W 56.69" - 72.44" - 88.19"
H 3.94"
D 22.83"



Teca doppia
EN Glass display case

L 144 - 184 - 224 cm
H 10 cm
P 107 cm

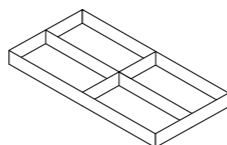
W 56.69" - 72.44" - 88.19"
H 3.94"
D 42.13"



Vassoio tipo A singolo
EN Half tray type A

L 70 - 90 - 110 cm
H 6 cm
P 57 cm

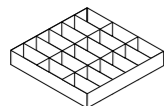
W 27.56" - 35.95" - 43.31"
H 2.36"
D 22.44"



Vassoio tipo A doppio
EN Double tray type A

L 70 - 90 - 110 cm
H 6 cm
P 106 cm

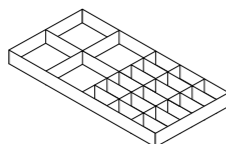
W 27.56" - 35.95" - 43.31"
H 2.36"
D 41.73"



Vassoio tipo B singolo
EN Half tray type B

L 70 - 90 - 110 cm
H 6 cm
P 57 cm

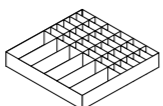
W 27.56" - 35.95" - 43.31"
H 2.36"
D 22.44"



Vassoio tipo B doppio
EN Double tray type B

L 70 - 90 - 110 cm
H 6 cm
P 57 cm

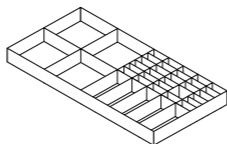
W 27.56" - 35.95" - 43.31"
H 2.36"
D 22.44"



Vassoio tipo C singolo
EN Half tray type C

L 70 - 90 - 110 cm
H 6 cm
P 57 cm

W 27.56" - 35.95" - 43.31"
H 2.36"
D 22.44"



Vassoio tipo C doppio
EN Double tray type C

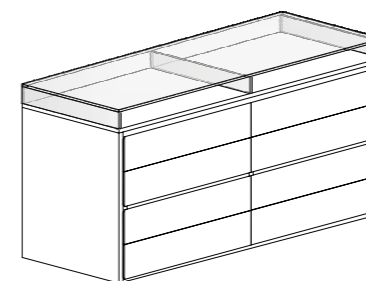
L 70 - 90 - 110 cm
H 6 cm
P 57 cm

W 27.56" - 35.95" - 43.31"
H 2.36"
D 22.44"

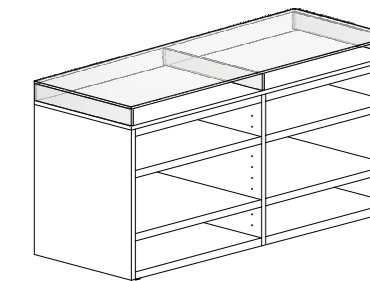
PIANCA

Sistemi Notte

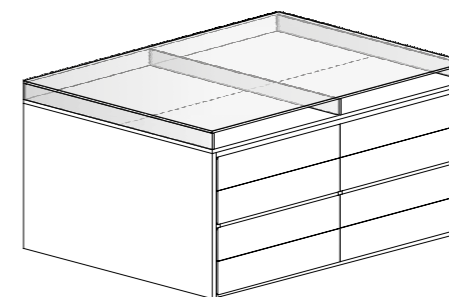
EN Night Systems



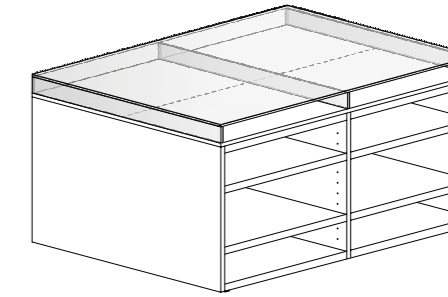
Modulo singolo con cassetti e teca superiore,
EN Single unit with drawers and glass display case



Modulo singolo con ripiani e teca superiore,
EN Single unit with shelves and glass display case



Modulo doppio con cassetti e teca superiore,
EN Double unit with drawers and glass display case



Modulo doppio con ripiani e teca superiore,
EN Double unit with shelves and glass display case

PIANCA

Via dei Cappellari, 20
31018 – Gaiarine, Treviso
ITALY

T +39 0434 756911
F +39 0434 75330

info@pianca.com
pianca.com

p.iva IT 01682580269

Vietata la riproduzione a qualsiasi scopo.
Campione promozionale gratuito non destinato alla vendita.
Escluso iva art.2 comma 3 D.P.R. 633/72 - esonerato da documento di
trasporto art.4 punto 6 D.P.R. 627/78

Pianca si riserva di apportare, senza preavviso, le modifiche necessarie
al fine di migliorare il funzionamento e la qualità dei propri prodotti.
Si prega di consultare i listini e relativi aggiornamenti per aspetti
tecnici e dimensionali. Colori e materiali hanno valore puramente
rappresentativo.

^{EN} Pianca reserves the right to apply the necessary modifications without
notice, in order to improve the performance and quality of its products.
Please see the pricelists and relevant updates for technical data and
dimensions. Colours and materials serve merely as an example.