
**REF.**

TOMO S 24 LED DIM0-10V UL
TOMO S 24 LED DIMTRIAC UL

LIGHT SOURCE

120 - 277V: Dimmable 0-10V & TRIAC

Driver:

Constant Voltage 24V

LED Integrated:

Led strip

2.700K / 4.000K, CRI>90, 14W, 50-60Hz, 272 lm*

*Measurements obtained by theoretical calculations at LZF using ivory white shades. Veneer Ref: 20 Ivory White. (2.700K)

PACKAGING

Box Size: 17 x 12 x 11"

Box Volume: 1,1 ft³

Weight: Gross - 8,8 Lb | Net - 6,2 Lb

MATERIALS & COMPONENTS

Wood Veneer Shade







Matt Satin Acrylic Bottom Diffuser

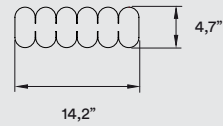
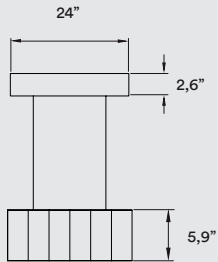
Metal Structure

Black Metal Canopy: 14 x 1,6 x 2,6" - disc ø 4,5"

2 Electrified Black Steel Cables: 8 ft drop

FINISHES**WOOD VENEER**

- | | | | |
|---|-------------------|--|--------------|
|  | 20 Ivory White |  | 24 Yellow |
|  | 21 Natural Cherry |  | 33 Pale Rose |
|  | 22 Natural Beech |  | 34 Sea Blue |



REF.

TOMO S 36 LED DIM0-10V UL
TOMO S 36 LED DIMTRIAC UL

LIGHT SOURCE



120 - 277V: Dimmable 0-10V & TRIAC

Driver:

Constant Voltage 24V

LED Integrated:

Led strip

2.700K / 4.000K, CRI>90, 20W, 50-60Hz, 408 lm*

*Measurements obtained by theoretical calculations at LZP using ivory white shades. Veneer Ref: 20 Ivory White. (2.700K)

PACKAGING

Box Size: 17 × 12 × 11"

Box Volume: 1,1 ft³

Weight: Gross - 11 Lb | Net - 6,7 Lb

MATERIALS & COMPONENTS

Wood Veneer Shade

Matt Satin Acrylic Bottom Diffuser







Metal Structure

Black Metal Canopy: 14 × 1,6 × 2,6" - disc ø 4,5"

2 Electrical Black Steel Cables: 8 ft drop

FINISHES

WOOD VENEER

- | | | | |
|---|-------------------|--|--------------|
|  | 20 Ivory White |  | 24 Yellow |
|  | 21 Natural Cherry |  | 33 Pale Rose |
|  | 22 Natural Beech |  | 34 Sea Blue |