

# ATLAS

---

Model No. 1280-II

## DESIGN GEORG APPELTSHAUSER

An extensible, rectangular dining table made of natural stone wood that convinces by its modern strictness. Thanks to the extension mechanism the symmetry with the substructure is always maintained in the extended as well as the closed position. With a new technique the extension leaf can be rotated by another 90°. Thus it is now positioned lengthwise under the center leaf and is no longer visible from the side. This model is offered with 3 different bases.

## AVAILABLE IN THE FOLLOWING MATERIAL VARIANTS:

Stone

Wood



**1280-II ATLAS**

DIFFERENT VERSIONS OF THE BASE

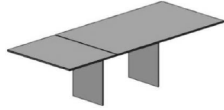


table extendable

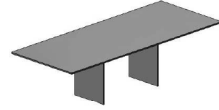


table not extendable

**base 1**

**straight side walls (standard)**  
aluminum matt brushed  
16" x 0.6" (top length 63")  
20" x 0.6" (top length 71" / 79")

space between the side walls for top length  
63" = 28"  
71" = 36"  
79" = 43"

aluminum matt brushed  
20" x 0.6" (top width 41")

space between the side walls for top length  
63" = 28"      87" = 39"  
71" = 31"      94" = 43"  
79" = 35"

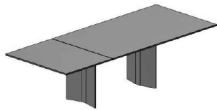


table extendable

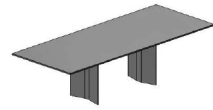


table not extendable

**base 4**

**angled side walls (with surcharge)**  
aluminum matt brushed  
16" x 2" (top length 63")  
20" x 3" (top length 71" / 79")

space between the side walls for top length  
63" = 28"  
71" = 36"  
79" = 43"

aluminum matt brushed  
20" x 3" (top width 41")

space between the side walls for top length  
63" = 28"      87" = 39"  
71" = 31"      94" = 43"  
79" = 35"      102" = 47"  
110" = 51"

**base 4  
Magnum**

**angled side walls (with surcharge)**  
aluminum matt brushed 22" x 3"

space between the side walls for top length  
94" = 53"      110" = 58"



table extendable



table not extendable

**base 5**

**four legs (with surcharge)**  
conical legs, steel coated  
cross section of legs below 2" x 0.6"

space between the legs below for top length  
63" = 42"  
71" = 50"  
79" = 55"

conical legs, steel coated  
cross section of legs below 2" x 0.6"

space between the legs below for  
top width <41"      top width >41"  
top length      top length  
63" = 36"      63" = 40"  
71" = 40"      71" = 44"  
79" = 44"      79" = 48"  
87" = 48"      87" = 52"  
94" = 52"      94" = 56"  
102" = 56"      102" = 60"  
110" = 60"      110" = 64"

**base 5  
Magnum**

**four legs (with surcharge)**  
conical legs, steel coated  
cross section of legs below 3" x 0.6"

space between the legs below for top length  
102" = 66"      110" = 70"

**ATLAS 1280-II**

DIFFERENT SHAPES OF THE TABLE TOPS

**rectangular**

**boat-shaped**

table  
not extended



table  
extended



table  
not extendable



boat-shaped only available  
in stone or solid wood



boat-shaped  
Width of the table at the headside for table size:  
105 x 160 cm = approx. 94.7 cm  
105 x 180 cm = approx. 92.2 cm  
105 x 200 cm = approx. 89.0 cm  
105 x 220 cm = approx. 90.5 cm  
105 x 240 cm = approx. 91.2 cm  
105 x 260 cm = approx. 91.0 cm  
105 x 280 cm = approx. 88.8 cm

