

DOT


The elegant
essence of glass.

Type

Sliding, Pocket door

Designed By

CRS ALBED



The Dot system highlights the use of a glass panel without any frame. This solution is ideal for creating spaces divided up by sliding panels made of glass only. A light structure in which the structural elements form discreet graphic markings, highlighting the transparency and reflections of the glass.

Technical details




Telescopic jamb




Adjustable hinge



Jambs in aluminum



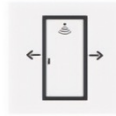
Custom-made



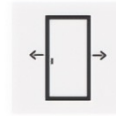
Single glazing



Lock may be inserted




Automatic door with Faac rail



Porte coulissante



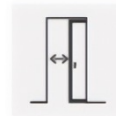
Slow-Motion



Safety glass



Built-in rail with upright ceiling



Pocket door

Type



Sliding




Pocket door

Combinable jambs



Without jamb




Jamb 45°



Slim jamb



Built-in rail




Wall-mounted rail



Ceiling-mounted rail

Handles




Reno (ex H)




Reno (ex H1)



Arno (ex S)



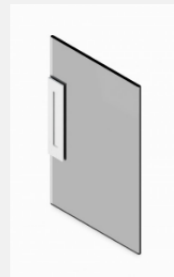
Arno (ex S1)




Ticino (ex T)




Ticino (ex T1)



Tevere (ex I)



Tevere (ex U)



Tevere (ex Z)