

RING

When an authorial touch
houses sophisticated
opening technology.

Type

Flush hinged, Hinged door and frame

Designed By

Karim Rashid



The handle is the distinctive element on a Ring door. A circular hole, modeled to resemble a crater, houses an innovative door opening mechanism. Available both as a framed and flush-hinged door version.

Technical details



Opening of the hinges 180°



Telescopic jamb



Adjustable hinge



Jambs in aluminum



Magnetic lock



Installation on brick or plasterboard




Custom-made



Lock may be inserted



Swing door




Flush door

Type




Flush hinged



Hinged door and frame

Combinable jambs




Jamb 45°



Customizable jamb



Slim jamb



Flush door with external
hinge