

SAIL

Minimalist lines characterized by the absence of uprights, creating a sliding door on a wall-mounted rail.

Type

Sliding, Hinged door and frame










Designed By

Paolo Bistacchi

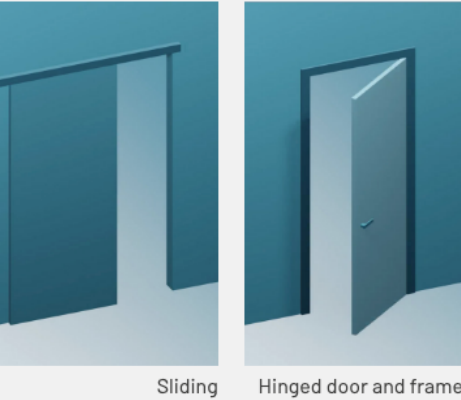


Sail is the answer when design requirements call for a sliding door, the rail for which is attached to the wall itself. The graphics of the runners are left visible and there are no traditional aluminum uprights. Sail is available in a hinged-door version as well.

Technical details

	Opening of the hinges 180°		Telescopic jamb		Jambs in aluminum		Custom-made
	Single glazing		Lock may be inserted		Porte coulissante		Swing door
	Safety glass						

Type




Combinable jambs



Jamb 45°

Wall-mounted rail

Handles



Reno (ex H)

Reno (ex H1)

Arno (ex S)

Arno (ex S1)

Ticino (ex T)

Ticino (ex T1)

Tevere (ex I)