

TECHNICAL DATA

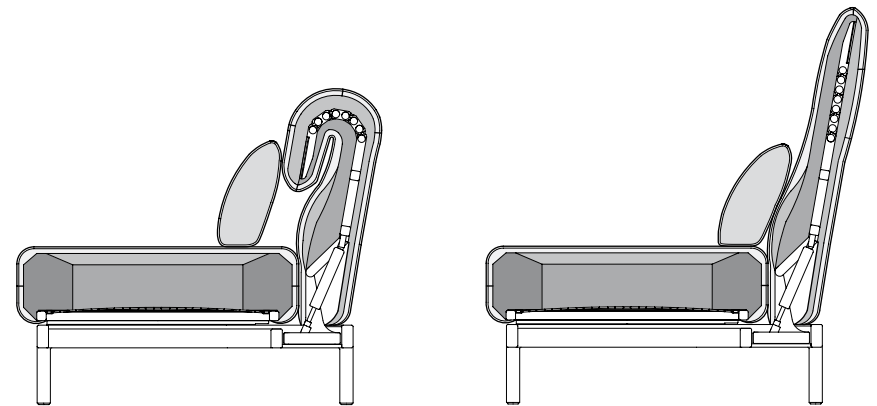
# ROLF BENZ PLURA

---

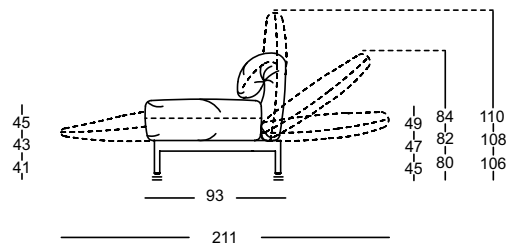


**ROLF  
BENZ**

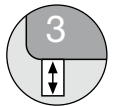
- Frame metal optionally:
  - Fine-grain steel, powdercoated, matt :
  - Silver
  - RAL 9017 Traffic black
  - RAL 7022 Umbra grey
  - Steel high-gloss chrome
- Seat heights optionally 41 or 43 or 45 cm
- Seat with metal inner frame and integrated rotary function
- Nosag spring support
- Seat made from polyurethane foam, constructed in layers of different thicknesses and firmnesses, matched to one another, and covered with polyester fleece
- Backrest with metal inner frame and integrated adjustment function
- Back in polyurethane foam built up in coordinated layers of varying height, and firmness and covered with non-woven polyester
- Downy-soft cushions with a filling of foam rods and polyester fibres  
Wave formation and depressions in the seat area are unavoidable, due to comfort and design reasons, even in high quality Rolf Benz upholstered furniture. All measurements are approximate.



Sofa/Sectional sofa/Corner sectional sofa

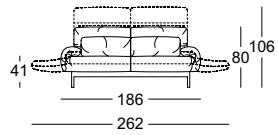


Seat heights available

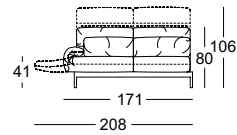


**ROLF  
BENZ**

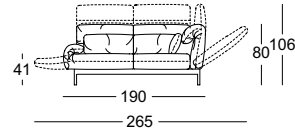
Sofa



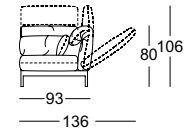
Sectional sofa



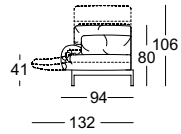
Corner modular sofa element



Corner unit



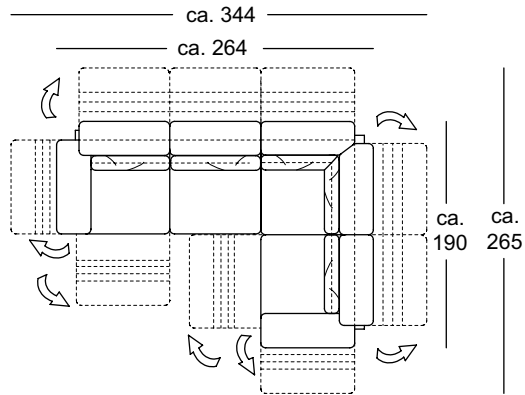
Closing chair with armrest



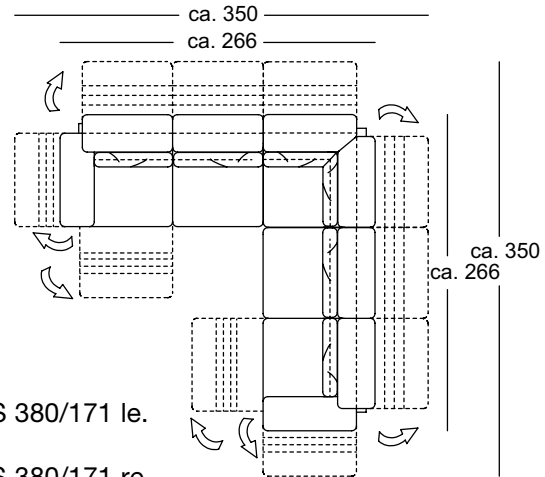
Ottoman



Combination examples:



L-ASO-ES 171 le.  
L-E-ASO-ES 190 ri.



L-ASO-ES 380/171 le.  
EPT 380  
L-ASO-ES 380/171 re.