


Mutina

Punto

by Ronan & Erwan Bouroullec



EN

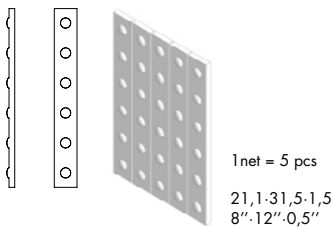
General information
Laying and maintenance tips
Colors
Technical features
Packing



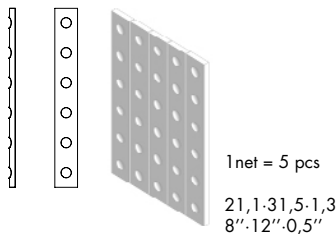
General information

collection	Punto
design	Ronan & Erwan Bouroullec, 2021
production	Industrial
material	Glazed pressed body
thickness	Punto Down 13 mm – Punto Up 15 mm
sizes	Punto Down: 5 pcs 31,5-4-1,3 cm (12''· 1,6''· 0,5'') on net: 21,1-31,5 cm (8''· 12'') Punto Up: 5 pcs 31,5-4-1,5 cm (12''· 1,6''· 0,5'') on net: 21,1-31,5 cm (8''· 12'')
specification	– 2 shapes: up and down – 5 matt colors: white, grey, red, blue, green – 3 glossy colors: blanc, gris, rose – 2 glossy colors with craquelé glaze: vert and brun
use	Wall – indoor
awards	Best of Year 2022
category	BIII UNI EN 14411 GL
patents	Registered design n° 009069826 – 001/0008 – date of registration: 27/06/2022

PUNTO UP



PUNTO DOWN



Laying and maintenance tips


use	Wall – indoor
installation	Lay on perfectly flat, dry walls.
recommended adhesive	NON RAPID DRYING adhesive for porcelain stoneware to make it easier to fix the sheets.
recommended joints	Place the sheets with the same joint as within the sheet.
recommended fillers	FINE-GRAIN CEMENT BASE GROUT: Grout 0.5 m2 at a time and wash thoroughly with clean water. Remove all traces of grout carefully before it dries completely. EPOXY GROUT: Grout 0.5 m2 at a time and wash thoroughly with clean water. Remove all traces of grout carefully before it dries completely. Do not use for Punto Vert and Punto Brun.
cleaning at the end of installation	– Punto Vert and Punto Brun: do not use abrasive cleaners / do not use acid or alkaline products. / Craquelé is a type of glazed ceramics characterised by micro-cracks on the surface, deliberately created as a distinctive finish. This particular process makes the material sensitive to acids. For ordinary maintenance, anti-limescale products should be avoided, because they can dull the surface. Please proceed as follows: 1. Treatment pre-grouting with FILA MP90, solvent based stain protector. 2. Grouting with cement-based grout, possibly do not grout in contrast 3. Cleaning at the end of installation with cleaner FILA CLEANER PRO, neutral detergent, dilute the product in a ratio 1:30 4. Final cleaning with FILA MP90 – Punto Matt and Glossy: do not use abrasive cleaners, especially for glossy finishing. FINE-GRAIN CEMENT BASE GROUT: Buffered acid (e.g. Deterdek by FILA, Deltaplus by KERAKOLL, or similar). Wet the floor with water, dilute the product 1:5 with water and pour it on the floor. Wait for 5 minutes then use a white scotch brite pad and rinse well with clean water. EPOXY GROUT: Alkaline detergent (e.g. Fugasoap by KERAKOLL, PS/87 by FILA). Wet the floor with water, dilute the product 1:5 with water and pour it on the floor. Wait for 5 minutes then use a white scotch brite pad and rinse well with clean water. SILICONE: Solvent for silicone (e.g. Remosil). Pour it straight onto the stain, wait for 1-2 minutes and remove the mark using scotch brite. PAINT: Can usually be removed using water, but if resin-based paints or particular enamels have been used, it is best to ask the manufacturer which solvent is most suitable.
general cleaning (installed tiles)	Punto Vert and Punto Brun: do not use abrasive cleaners / do not use acid or alkaline products. For ordinary maintenance, anti-limescale products should be avoided, because they can dull the surface. Punto Matt and Glossy do not use abrasive cleaners, especially for glossy finishing.
calibers (real size)	–

Colors

GLOSSY




Up Blanc



Down Blanc




Up Gris



Down Gris




Up Brun




Down Brun




Up Vert



Down Vert



Up Rose



Down Rose

For information about the available grouts, please contact the sales department.

Colors


MATT




Up White




Down White




Up Grey




Down Grey




Up Red



Down Red




Up Blue



Down Blue



Up Green



Down Green

For information about the available grouts, please contact the sales department.

Technical features

STANDARD	FEATURES	VALUE REQUIRED	PUNTO
ISO 10545/3	water absorption	x >10%	17,0%
ISO 10545/4	breaking strength	Sp > 7,5 min 600	in conformity
ISO 10545/9	resistance to thermal shock	no visible alteration	unaffected
ISO 10545/11	crazing resistance	no visible alteration	unaffected
ISO 10545/13	resistance to chemical attacks	min B	A – B
ISO 10545/14	stains resistance	class 3	class 5
LEED CERTIFICATION 4.1			64% recycled material
VOC Emission			available upon request
Declaration of Contents			available upon request
SDS			available upon request
BPD3			available upon request
HPD			available upon request

Packing

SIZE	PCS-SQM	PCS-BOX	SQM-BOX	BOX-PAL	KG-BOX	KG-PAL	SQM-PAL
punto down 21,1-31,5-1,3	15	12	0,79	60	15	945	49,77
punto up 21,1-31,5-1,5	15	12	0,79	60	15	900	47,40