

Mutina

Flow

by Mutina Team



EN

General information
Laying and maintenance tips
Colors
Technical features
Packing



General information

collection	Flow
design	Mutina, 2010
production	Industrial
material	Unglazed homogeneous porcelain stoneware
features	Squared and rectified slabs each one exactly the same as the others
thickness	11 mm
nominal sizes	30-120 cm (12"-47") 15-120 cm (6"-47")
specification	A base color, full body colored: white- 3 special pieces: step, corner tile, skirting
complementary pieces	Step, Corner tile, Skirting
category	UNI EN 14411 App G (BIA group) UGL



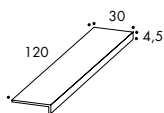
30-120 cm
12"-47"



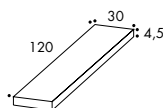
15-120 cm
5"-47"

complementary pieces

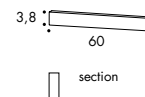
step
30-120-4,5 cm
12"-47"-17/8"



corner tile
30-120-4,5 cm
12"-47"-17/8"



skirting
3,8-60 cm
2"-24"



Laying and maintenance tips

use	Floor, wall – indoor, outdoor.
installation	For an even, smooth shading effect when laying, alternate material from several different boxes.
recommended adhesive	Adhesive for porcelain stoneware.
recommended joints	2mm joints. Use wedges to fix the caliber differences in work size between tiles.
recommended fillers	Cement-based grout / epoxy grout. Remove all traces of grout carefully before it dries completely.
cleaning at the end of installation	CEMENT-BASED GROUT: Buffered acid (e.g. DETERDEK PRO by FILA, or similar). Wet the floor with water, dilute the product 1:5 with water and pour it on the floor. Wait for 2 or 3 minutes then use a white scotch brite pad and rinse well with clean water. EPOXY GROUT: Alkaline detergent (e.g. FILA CR10 by FILA). FILA CR10: apply pure, wait for 30 minutes then use a green scotch brite pad. SILICONE: Solvent for silicone (e.g. FILA ZERO SIL.). Pour it straight onto the stain, wait for 20 minutes and remove the mark using scotch brite. PAINT: Can usually be removed using water, but if resin-based paints or particular enamels have been used, it is best to ask the manufacturer which solvent is most suitable. RUST: stain remover es. FILA NO RUST. Apply the product onto the stain, leave for 15 minutes, remove the residue and rinse thoroughly.
general cleaning (installed tiles)	You are recommended to use ordinary neutral detergent diluted in water. Avoid using acid or alkaline products, waxes and/or impregnants. During ordinary cleaning it is recommended to use extremely abrasive items (such as scourers and iron or steel sponges) as little as possible. This recommendation must be adhered to rigorously in the case of tiles with a glossy surface finishing as they are more susceptible to the risk of scuffs, scratches and loss of shine, etc. In the event of heavy dirt or particularly textured surfaces, use an alkaline detergent and rinse after washing. For large surfaces, the use of a floor washing machine is recommended. During every-day cleaning procedures, it is necessary to remember that certain types of dirt (dust, sand) increase the abrasive effect of foot-traffic. Therefore we recommend that you avoid bringing in this type of dirt, which comes in from the outside, by placing a door-mat at the entrance.
calibers (real size)	147 mm x 1195 mm 296,5 mm x 1195 mm

Colors

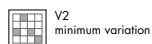


White

For information about the available grouts, please contact the sales department.

Technical features

STANDARD	FEATURES	VALUE REQUIRED	FLOW
ISO 10545/3	water absorption	< 0,5%	0,06%
ISO 10545/6	resistance to deep abrasion	<175 mm ³	in conformity
ISO 10545/9	thermal shock resistance	no alteration	no alteration
ISO 10545/12	frost resistance	no alteration	no alteration
ISO 10545/13	acids and alkalis resistance	min B	A
ISO 10545/14	stains resistance	class 3	class 5
DIN 51130 - 04	slip resistance	medium values 6÷10° R9 10÷19° R10 19÷27° R11 27÷35° R12 > 35° R13	R10
DIN 51097		-	B
DCOF		-	-
LEED CERTIFICATION 4.1			25%
ENVIRONMENTAL MANAGEMENT SYSTEM ISO 14001 : 2004			
VOC Emission			available upon request
Declaration of Contents			available upon request
EPD			available upon request
SDS			available upon request
BPD3			available upon request
HPD			available upon request



Packing

SIZE	PCS-SQM	PCS-BOX	SQM-BOX	BOX-PAL	KG-BOX	KG-PAL	SQM-PAL
30-120 cm	2,78	3	1,08	48	26,00	1248,00	51,84
15-120 cm	5,55	6	1,08	22	25,25	555,00	23,76
step 30-120-4,5 cm	-	2	2,40 ml	-	21,20	-	-
corner tile 30-120-4,5 cm	-	1	1,20 ml	-	11,00	-	-
skirting - terminale 3,8-60 cm	-	10	6,00 ml	-	5,00	-	-