

Mutina

Botanica
by Tokujin Yoshioka



EN

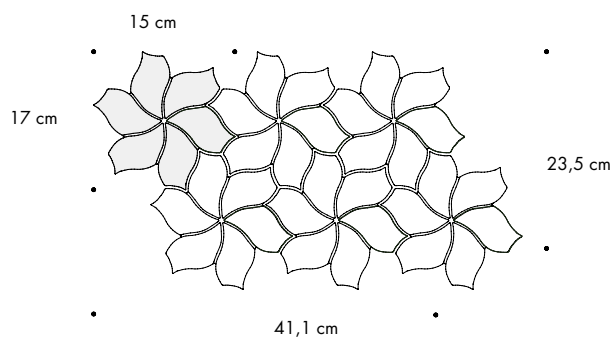
General information
Laying and maintenance tips
Colors
Technical features
Packing



General information

collection	Botanica
design	Tokujin Yoshioka, 2022
production	Industrial
material	Glazed porcelain stoneware
thickness	9 mm
nominal sizes	Seed: net 40,5-23,7cm (9"-16") Flower: net 41,1-23,5cm (9"-16")
specification	<ul style="list-style-type: none">- 2 colours: white, grey.- 2 finishes: matt, glossy.- Each piece pressed and non rectified.- Texture: smooth with pre-engravings.- Surface: matt and glossy made with digital glue technology plus interlocking grit with the structure on a porcelain stoneware support.
category	UNI EN 14411:2016 App.G (BIA Group) GL

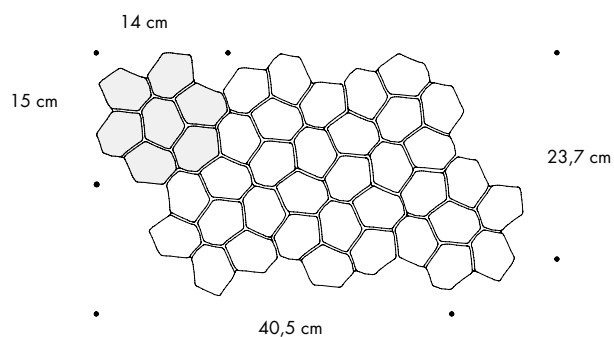
FLOWER



Sold exclusively on net

net 41,1-23,5 cm
net 9"-16"

SEED



Sold exclusively on net

net 40,5-23,7 cm
net 9"-16"

Laying and maintenance tips


use	Floor, wall – indoor, outdoor.
installation	Lay on perfectly flat, dry walls.
recommended adhesive	Adhesive for porcelain stoneware.
recommended joints	3mm joints between each sheet.
recommended fillers	CEMENT-BASED GROUT / EPOXY GROUT. Remove all traces of grout carefully before it dries completely.
cleaning at the end of installation	CEMENT-BASED GROUT: Buffered acid (e.g. DETERDEK PRO by FILA or similar). Wet the floor with water, dilute the product 1:5 with water and pour it on the floor. Wait for 2-3 minutes then use a white scotch brite pad and rinse well with clean water. EPOXY GROUT: Alkaline detergent (e.g. FILA CR10 by FILA). FILA CR10: apply pure, wait for 30 minutes then use a green scotch brite pad. SILICONE: Solvent for silicone e.g. FILA ZERO SIL. Put it straight onto the stain, wait for 20 minutes and remove the mark using scotch brite. PAINT: Can usually be removed using water, but if resin-based paints or particular enamels have been used, it is best to ask the manufacturer which solvent is most suitable. RUST: stain remover es. FILA NO RUST. Apply the product onto the stain, leave for 15 minutes, remove the residue and rinse thoroughly.
general cleaning (installed tiles)	We advise using neutral detergent diluted in water. Do not use acid or alkaline products, waxes and/or stains. Where possible, for routine cleaning avoid the use of more abrasive products (scouring pads, metal sponges). It is strongly recommended not to use these products on tiles with glossy surface finish, as these are more susceptible to scratching, and may lose their shine, etc. For tough dirt and particularly rough surfaces, use an alkali detergent and rinse after washing. For large surfaces, the use of a floor cleaning machine is recommended. For day-to-day cleaning, remember that some types of dirt (dust, sand) increase the abrasive effect of foot traffic. You are therefore advised to place a mat at the entrance.
calibers (real size)	–

Colors


FLOWER



White Matt



White Glossy



Grey Matt



Grey Glossy

SEED



White Matt



White Glossy



Grey Matt



Grey Glossy

Technical features

STANDARD	FEATURES	VALUE REQUIRED	BOTANICA
ISO 10545/2	SIZES length and width thickness straightness of edges wedging flatness	$\pm 0,6\%$ $\pm 5\%$ $\pm 0,5\%$ $\pm 0,5\%$ $\pm 0,5\%$	in conformity with standard
ISO 10545/3	water absorption	< 0,5%	0,2%
ISO 10545/4	breaking strength modulus of rupture	≥ 1300 N ≥ 32 N/mm ²	in conformity with standard
ISO 10545/9	resistance to thermal shock	comply requirements	resistant
ISO 10545/12	frost resistance	comply requirements	resistant
ISO 10545/13	resistance to acids and alkalis (low and high concentration) Resistance to household cleaning agents and swimming pool chemicals	declared value minimum class B	A A
ISO 10545/14	stains resistance	minimum class 3	5
DIN 51130			R9 matt
DIN 51097			B matt A glossy
DCOF		> 0,42	0,52 matt 0,31 glossy
Pendulum BS (EN 16165-c)			55/25 matt dry/wet 57/23 glossy dry/wet
Pendulum AS/NZS (4586313 app A)			26 P2 matt 23 P1 glossy
Pendulum ES (UNE 41901)			C1 matt/glossy
LEED CERTIFICATION 4.1			24%
VOC Emission			Available upon request
EPD			Available upon request
Declaration of Contents			Available upon request
SVHC declaration			Available upon request

Packing

SIZE	PCS-SQM	PCS-BOX	SQM-BOX	BOX-PAL	KG-BOX	KG-PAL	SQM-PAL
Flower all colours net 41,1-23,5 cm	10,35	5	0,48	60	8,50	510	28,80
Seed all colours net 40,5-23,7 cm	10,42	5	0,48	60	8,25	495	28,80